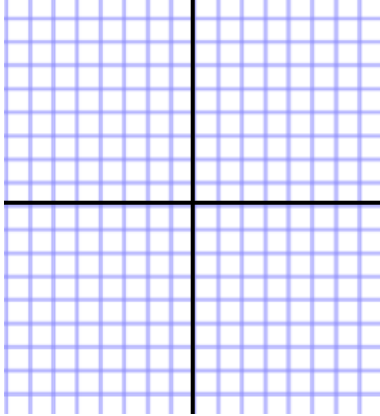
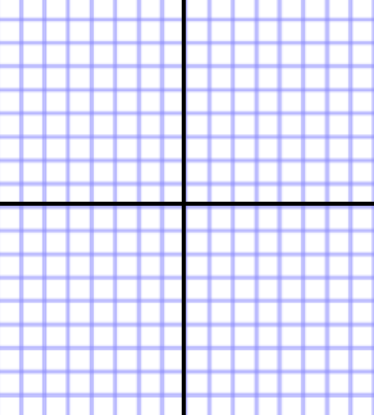
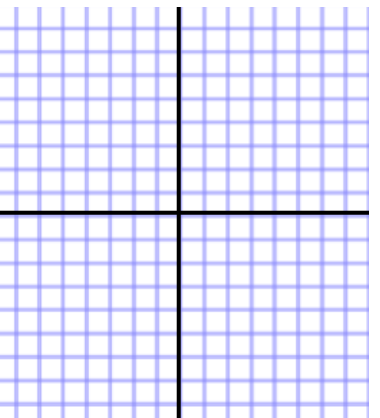


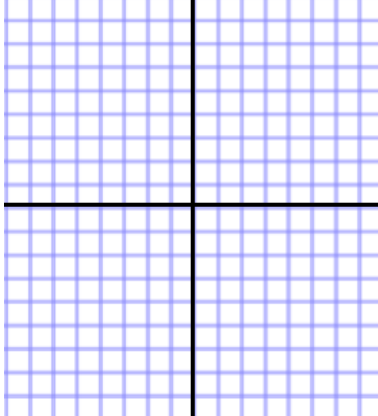
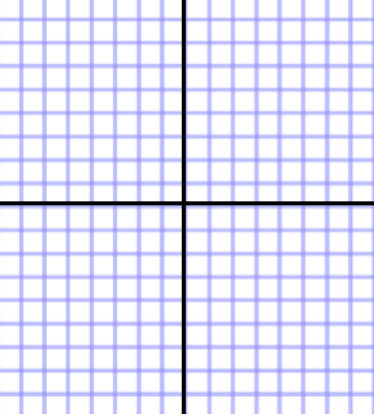
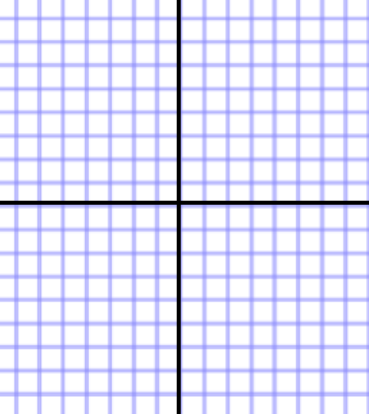
8.1, 8.2 & 8.3 Parabolas, Ellipses & Hyperbolas
 Target 4A/4C/4E: Investigate the geometric properties of parabolas/ellipses/hyperbolas

Graphing Conic Sections By Hand

Equation	Type of Conic	Key Features	Graph
$\frac{x^2}{25} + \frac{y^2}{4} = 1$			
$\frac{(x + 2)^2}{4} - (y - 3)^2 = 1$			
$(x - 1)^2 = 8(y + 5)$			

Unit 4 (Chapter 8): Conic Sections

Pre-Calculus 2016-2017

Equation	Type of Conic	Key Features	Graph
$25x^2 - 16(y - 2)^2 = 400$			
$(y + 2)^2 = -4(x - 3)$			
$9x^2 + 4y^2 = 36$			

More Practice

Conics

<http://www.mathguide.com/lessons/ConicSections.html>

<https://www.khanacademy.org/math/precalculus/conics-precac>

<http://math2.org/math/algebra/conics.htm>

<https://www.youtube.com/watch?v=la6jmezAgiw>

<https://youtu.be/5nxT6LQhXLM>

https://youtu.be/Z6cwpsDC_5A

Homework Assignment

p.639 #31,33,35, p.652 #13,15,16, p.663 #11,15,16