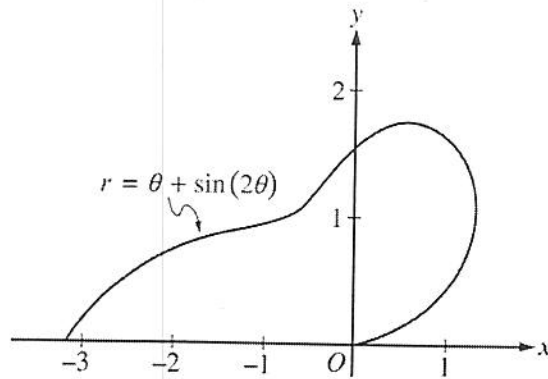
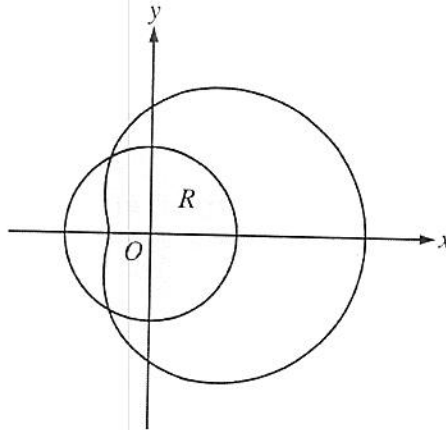


2005 AP[®] CALCULUS BC FREE-RESPONSE QUESTIONS



2. The curve above is drawn in the xy -plane and is described by the equation in polar coordinates $r = \theta + \sin(2\theta)$ for $0 \leq \theta \leq \pi$, where r is measured in meters and θ is measured in radians. The derivative of r with respect to θ is given by $\frac{dr}{d\theta} = 1 + 2\cos(2\theta)$.
- (a) Find the area bounded by the curve and the x -axis.

2007 AP[®] CALCULUS BC FREE-RESPONSE QUESTIONS



3. The graphs of the polar curves $r = 2$ and $r = 3 + 2\cos\theta$ are shown in the figure above. The curves intersect when $\theta = \frac{2\pi}{3}$ and $\theta = \frac{4\pi}{3}$.
- (a) Let R be the region that is inside the graph of $r = 2$ and also inside the graph of $r = 3 + 2\cos\theta$, as shaded in the figure above. Find the area of R .

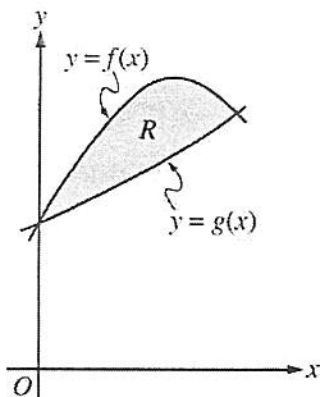
2006 AP[®] CALCULUS BC FREE-RESPONSE QUESTIONS (Form B)

2. An object moving along a curve in the xy -plane is at position $(x(t), y(t))$ at time t , where

$$\frac{dx}{dt} = \tan(e^{-t}) \text{ and } \frac{dy}{dt} = \sec(e^{-t})$$

for $t \geq 0$. At time $t = 1$, the object is at position $(2, -3)$.

- (b) Find the acceleration vector and the speed of the object at time $t = 1$.
(c) Find the total distance traveled by the object over the time interval $1 \leq t \leq 2$.



1. Let f and g be the functions given by $f(x) = 1 + \sin(2x)$ and $g(x) = e^{x/2}$. Let R be the shaded region in the first quadrant enclosed by the graphs of f and g as shown in the figure above.
- (a) Find the area of R .
(b) Find the volume of the solid generated when R is revolved about the x -axis.
(c) The region R is the base of a solid. For this solid, the cross sections perpendicular to the x -axis are semicircles with diameters extending from $y = f(x)$ to $y = g(x)$. Find the volume of this solid.